



Metaflex Medicare Glass Automatic



Ideal for use in your conditioned areas such as operating room, intensive care, pharmacy, emergency care and quarantine areas. The Medicare Glass is the solution for complete sealing in combination with openness and transparency; visual contact is maintained. The fully transparent door is the perfect balance between functionality, aesthetics and efficiency; an indispensable link in your business process.



characteristics:



Door system has a sliding movement



Door is finished completely flush



Door is completely transparent



Door system is airtight in accordance with ANSI / UL



Door system is noise reducing



Metaflex Medicare Glass Automatic

general description

Automatically operated airtight transparent sliding door, including guide rail and canopy.

doorblade

The door is 60 mm thick, fully glazed with 6 mm tempered glass provided with a screen-printed frame on both sides. The frame of bright anodised aluminium has rounded corners and is flush with the door. The door is provided with a rubber sealing profile on three sides and a drag rubber at the bottom; this combination ensures a completely airtight and smoke-tight seal.

wall frame

One-sided bright anodised aluminium profile. Exposed finishing is subcontracted.

rail

Aluminium rail construction with an indentation to attain an airtight sealing function.

canopy

Sloping, removable aluminium canopy with a plastic front panel on both sides.

automation

Automation consisting of a motor, microprocessor operated controller and geared belt drive. Standard equipped with a pedestrian passage and sluice operation, interacting with up to three other automatic Metaflex sliding doors.

operation

Nylon elbow switch, type ES1, on both sides.

security

Sliding door system is provided with a resistance sensor and an active infra-red sensor above the clearance opening.

options

Several options for control and security.
Sliding door system is available in single-door or double-door models.
wall frame designed as Malmö and Halmstad type.
Combination with Metaflex Intelligence possible.

dimensions

clear opening width =
inside frame width

inside frame width (mm)
1000, 1100, 1200, 1300, 1400, 1500, 1600

inside frame height (mm)
2100, 2300

wall thickness (mm)
100, 125, 150

standard colours

silk screen edge in glass
white (RAL 9010)

wall frame
bright anodised aluminium
(≈ RAL 9006)

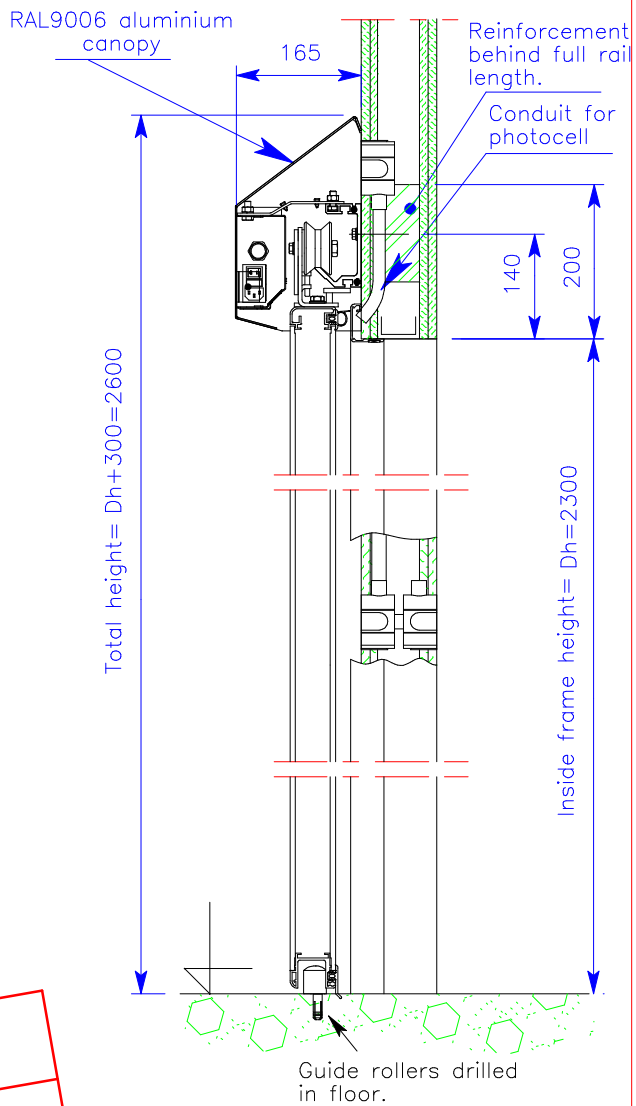
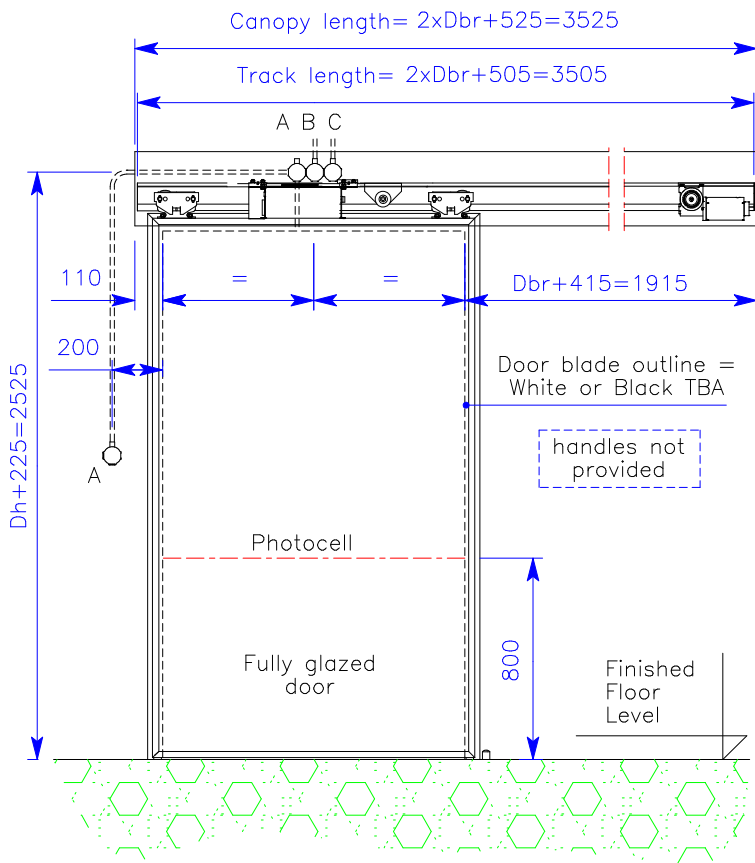
canopy
coated steel plate in bright aluminium
(RAL 9006)

certificates

air pressure
the sliding door system is airtight to an overpressure of up to 100 Pa according to ANSI/UL 1784:1997, established in Peutz-report B1080-2

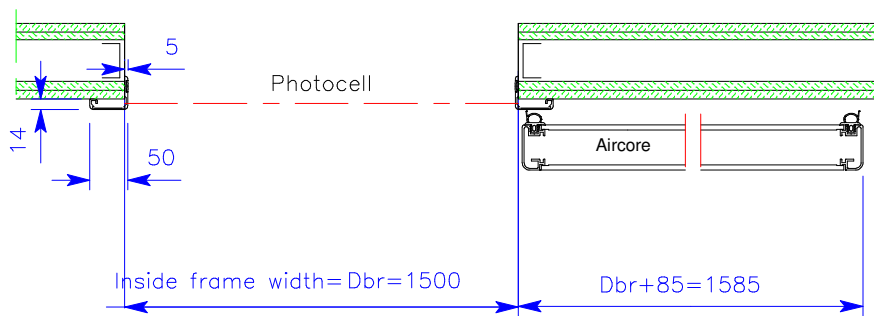
In this review we will give you an idea of our capabilities. We offer not only standard solutions but also custom solutions. Would you like more information? Please contact us, we will gladly think along and advise you.





Right opening drawn and to be delivered
 Mark: 8, 9, 10, 11, 12.
 Quantity: 5 doors

Approved by:	
Initials:	Date:



Remarks:

Current: 230V / 50Hz socket 1P+1N+RA (by others)


Conduits: 5/8" conduits for electrical wiring (by others)

Wiring: 4 x 0,34 mm², shielded cables, 2m overlength (by others)

Isolators: For current, switches and safeties delivered and mounted by others.

Floor: -Floor must be level.
 -No corner profile in sliding space

A: Switches
B: Socket (current)
C: Optional functions



Metaflex Isosystems BV
 Postbus 300, 7120 AH Aalten
 Nederland

Tel. (00) 31 - 543 - 477333
 Fax (00) 31 - 543 - 477222

Rev.:	Modification:	Date:	Drawn:	Checked:
Projektion	Scale: x	Drawn: MdW	Work:	
	Dimension: mm	Checked: -	Astech Corp. Ho Chi Min City	
	Date: 22-08-2011	Project: -		
We explicitly reserve all rights regarding our designs, drawings and other products, as well as intellectual property rights if applicable.				
Discription: MF5 Glass, single leaf door.				Size:
Belongs to: Hermetic sealing sliding door		Drg.no.: 22111826 - 02	rev. 00	A4